



Bumble Bee

My son, eat honey because it is good, and the honeycomb is sweet to your palate, so shall knowledge of wisdom be to your soul when you have found there is a future reward and your hope is not cut off - Proverbs 24:13-14



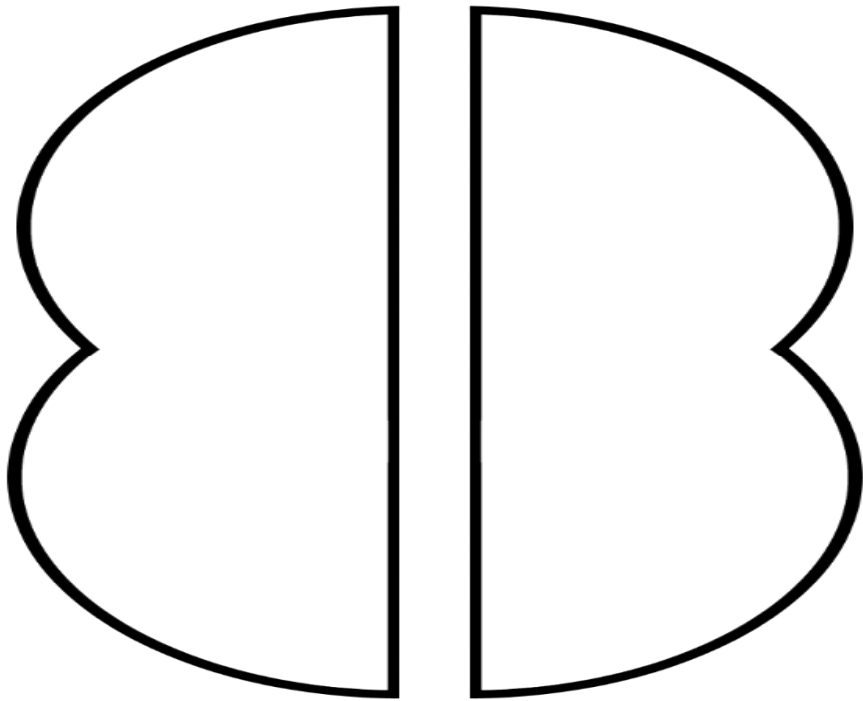
Supplies:

- Scissors
- Colored Pencils, Crayons or Markers
- Glue
- Toilet Paper Roll
- Piece of Cardboard at least 2" x 2" (6cm x 6cm)
- Construction Paper or Felt (Black, yellow, and other color of choice)

Instructions:

1. Print and cut out shapes on last page.
2. Wrap toilet paper roll with yellow construction paper or felt, glue and cut off excess.
3. Either color strips provided, black or use as template and cut out strips with the black construction paper or felt.
4. Glue strips over yellow construction paper on toilet paper roll, leaving space in-between.
5. Take piece of cardboard and cut out circle using template, or color template instead and use that.
6. Glue bottom of circle on top of the toilet paper roll.
7. Use wing template and cut out wings in construction paper of choice. Or use template and color.
8. Glue antennas to top of the head.
9. Glue mouth and eyes provided to circle (face) or draw any face you would like.
10. Cut out verse and glue it to back in the space between the wings.





My son, eat honey because it is good, and the honeycomb is sweet to your palate, so shall knowledge of wisdom be to your soul when you have found there is a future reward and your hope is not cut off - Proverbs 24:13-14